

BEYAZLI GRUP LTD. ŞTİ



BEYAZLI GRUP



"We are heading into the future with confidence"



## PLANT PRICE

**151.285 USD**

**PRS 802 MACHINE DAILY CAPACITY (8 HOURS) 550 m<sup>2</sup> PAVING BLOCKS / 8.000 CONCRETE HOLLOW BLOCKS**


FACTORY : TRABZON – ERZURUM DEVLET KARAYOLU ÜZERİ 9.Km. AKOLUK BELEDİYE KARŞISI – ÇAĞLAYAN / TRABZON / TURKEY

FACTORY : +90 462 357 30 62 / OFFICE : +90 462 321 07 78 / GSM : +90 549 325 66 70 / WEB : [www.bessconcreteblockmachine.com](http://www.bessconcreteblockmachine.com) / Email : [abdoul@beyazligroup.com](mailto:abdoul@beyazligroup.com)



Please consider the environment before printing this document

## PLANT INSTALLATION LAYOUT



## PLANT DESCRIPTION

**PRS 802 – MACHINE** : MACHINE IS DESIGNED WITH SEMI-AUTOMATIC OPERATING SYSTEM AND MORTAR PLANT IS ON THE GROUND. DESIGNED TO WORK 24 HOURS. WE MANUFACTURE PLANTS WITH DIFFERENT AUTOMATION SYSTEMS AND CAPACITIES. FOR FURTHER INFORMATION PLEASE CONTACT YOUR NEAREST CUSTOMER REPRESENTATIVE.

EQUIPMENT LIST WITH PRICES, PREPARED RELATED TO THE NUMBERED INSTALLATION LAYOUT IS GIVEN BELOW. SAMPLE LAYOUT IS PREPARED AS TURNKEY PROJECT TO COMPLETE PLANT. CONTAINED EQUIPMENTS CAN BE REMOVED, REDUCED OR TO BE INCREASED. ([Please visit our website and ask for offer](#))


FOR A PLANT WITH THESE FEATURES THE RECOMMENDED CURING AND STOCK AREA SHOULD BE MINIMUM **3.500 m<sup>2</sup>**. THERE IS NO OBLIGATION FOR ROOFING. THE PREPARED CONCRETE FLOOR SHOULD BE MINIMUM **1/3** OF THE TOTAL PLANT AREA.

## PRS 802 MACHINE SHIPPING VOLUME

**EXCEPT THE PALLETS 1 PIECES 40’Ft OT / 3 PIECES 40’Ft HQ CONTAINER**



## PRICE LIST ACCORDING TO THE INSTALLATION LAYOUT



| No | DESCRIPTION  | QUANTITY | PRICE(USD)           | TOTAL(USD)     |
|----|--|----------|----------------------|----------------|
| 01 | 36 m³-3 COMPARTMENT AGREGA HOPPER (BOTTOM VIBRATION)                           | 1        | 13.190               | 13.190         |
| 02 | WEIGHING BELT UNDER THE 3 COMPARTMENT HOPPER 9 mt                              | 1        | 2.900                | 2.900          |
| 03 | BELT CONVEYOR ( 8.5 mt x 0,50 mt x 8 mm ) (FIXED)                              | 1        | 2.575                | 2.575          |
| 04 | 50 TON CEMENT SILO (BASIC MODEL-FEEDING/DISCHARGE PIPE)                        | 1        | 9.800                | 9.800          |
| 05 | CEMENT FEEDING SCREW 200 DIAMETER 7-9 METER RANGE                              | 1        | 3.755                | 3.755          |
| 06 | 100 KG CEMENT SCALE HOPPER (2 BAG)   | 1        | 1.150                | 1.150          |
| ✓  | MIXER OPERATOR PLATFORM  | 1        | 625                  | 625            |
| 07 | 0,45 m³ PAN MIXER(BOTTOM TRANSMISSION-ABRASION SHEET METAL)                    | 1        | 15.750               | 15.750         |
| 08 | BELT CONVEYOR ( 10 mt x 0,50 mt x 8 mm ) (FIXED)                               | 1        | 2.950                | 2.950          |
| 09 | MINI CONVEYOR BELT BETWEEN MACHINE HOPPERS (LEFT-RIGHT MOVABLE)                | 1        | 850                  | 850            |
| 10 | PRS 802 CONCRETE BLOCK(PAVER-CURBSTONE) MACHINE SEMI-AUTOMATIC (DOUBLE HOPPER) | 1        | 64.400               | 64.400         |
| ✓  | 8/20 SEMI-AUTOMATIC MACHINE HYDRAULIC UNIT                                     | 1        | 4.195                | 4.195          |
| 11 | PRODUCT OUTPUT CONVEYOR (ROLLER SYSTEM)  | 1        | 240                  | 240            |
| 12 | MANUAL PALLET CARRIER  | 3        | 115                  | 345            |
| ✓  | MACHINE OPERATOR PLATFORM  | 1        | 625                  | 625            |
| 13 | 8/20 SEMI-AUTOMATIC MACHINE ELECTRIC UNIT (PLC)                                | 1        | 4.350                | 4.350          |
| ✓  | 8/20 SEMI-AUTOMATIC MORTAR SYSTEM ELECTRIC UNIT                                | 1        | 2.750                | 2.750          |
| 14 | 8 SERIAL/ BOTTOM WEDGE FRAMED WOODEN PALLET                                    | 500      | 31                   | 15.500         |
| 15 | DIFFERENT MODELS CONCRETE BLOCK MOULDS (ST 52)                                 | 1        | 4.000                | 4.000          |
| ✓  | COMPRESSOR 50 lt (FOR SEMI-AUTOMATIC MORTAR UNIT INSTALLATION)                 | 1        | 915                  | 915            |
| ✓  | COMPRESSOR 50 lt -PNEUMATIC AIR INSTALLATION                                   | 1        | 420                  | 420            |
| ▶  |  |          | <b>TOTAL (USD) :</b> | <b>151.285</b> |



## PRODUCT DESCRIPTION ACCORDING TO THE PLANT INSTALLATION LAYOUT

### (01) – 36 m<sup>3</sup> 3 COMPARTMENT AGREGA HOPPER (BOTTOM VIBRATION)



THIS HOPPER IS THE EQUIPMENT FOR MATERIALS AS SAND, GRAVEL, STONE DUST ETC. NEEDED FOR THE MIXTURE. UNDER EACH HOPPER ARE 1 UNLOADING COVERS. **CHASSIS** IS MANUFACTURED TO THE NORMS OF ISO 9001 QUALITY AND ACCORDING TO ALL DIN NORMS USING 150 x 100 x 6 mm. THICK PROFILE AND METAL SHEET. THICK METAL SHEET IS USED. METAL SHEET, THE FLOWING IS STRENGTHENED WITH THE VIBROMOTOR ON THE HOPPER.

### (02) - WEIGHING BELT UNDER THE 3 COMPARTMENT AGREGA HOPPER (9 mt)




THIS CONVEYOR ALLOWS THE WEIGHING OF THE AGGREGATE IN THE HOPPER AND AFTER WEIGHING TRANSFERS THE AGGREGATE TO THE TRANSFER BAND. POSITIONED JUST BELOW THE AGGREGA HOPPER. MAIN CHASSIS IS MANUFACTURED TO THE NORMS OF ISO 9001 QUALITY AND TO THE DIN NORMS, USING 40 x 80 x 3mm PROFILE AND 3mm. SHEET METAL. ROLL STATIONS ARE PLACED EACH 90 cm TO PREVENT THE FLEE BACK. THE RUBBER BAND IS MADE WITH 8 mm CORD MATERIAL. ROLLS ARE 3''(ø 89 mm ). DRIVEN BY REDUCER GROUP. MOTOR POWER IS 2,2 kw.





### (03) – CONVEYOR BELT ( 8.5 mt x 0,50 mt x 8 mm ) (FIXED)



THIS EQUIPMENT TRANSFERS THE DOSAGED MATERIAL COMING FROM THE AGREGA TRANSFER BAND UNDER THE HOPPER TO THE MIXER.POSITIONED TO END OF THE AGREGA TRANSFER BAND UNDER THE HOPPER.MAIN CHASSIS IS MANUFACTURED TO THE NORMS OF ISO 9001 QUALITY USING 40 x 80 x 3mm PROFILE AND 3mm. SHEET METAL. THERE IS A SCALE THAT PREVENTS ESCAPING BACK OF THE MATERIALS ON THE BAND. THE BAND RUBBER IS MANUFACTURED WITH 4 LAYERS FROM 8 mm. ROLLS ARE 3'(ø 60mm). ROLLS STATIONS ARE PLACED EACH 90 cm. DRIVEN BY MOTOR AND REDUCER GROUP.MOTOR POWER IS 2,2 kw.

### (04) - CEMENT SILO 50 TON (BASIC MODEL/DISCHARGE PIPE)

CEMENT STORAGE EQUIPMENT. THE CAPACITY IS 50 TON. BESIDES ARE WALKING STAIRS FOR EMERGENCIES. TO DISCHARGE THE SILO INTO THE CEMENT FEEDING SCREW THERE IS A WAM BRAND VALVE. MANUFACTURED AS STEEL CONSTRUCTION USING 5 mm. SHEET METAL.

FOR EASY SHIPMENT; OPTIONALLY THE SILO CAN BE MANUFACTURED AS  
DEMOUNTED ( BOLTED)

### (05) - Ø200 7-9 METER RANGE CEMENT SCREW (WAM)



TAKES THE NEEDED CEMENT FOR MORTAR FROM THE SILO TO FEED THE WEIGHING CONVEYOR. 8'(ø219 mm ) MOTOR POWER IS 9,2 Kw. WAM BRAND .SILO CONNECTION POINT IS MOVABLE. POSSIBLE TO TURN ALL ANGLES.



## (06) - 100 KG CEMENT SCALE HOPPER (2 BAG)



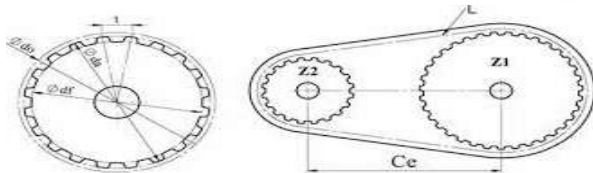
EQUIPMENT TRANSFERS THE REQUIRED CEMENT COMING FROM THE SILO WITH THE CEMENT SCREW TO THE MIXTURE IN THE MIXER. EQUIPMENT HAS 100 KG MEASURING CAPACITY. DISCHARGE PROVIDES BY PNEUMATIC VALVE. POSITIONED ON THE MIXER. LEVEL CONTROL MADE BY OPERATOR. START-STOP OPERATION MADE BY BUTTONS ON THE PANEL. TRANSFERS THE CEMENT TO THE MIXER WITH HELP OF PNEUMATIC VALVE. OPERATOR, PROVIDES DISCHARGE WITH THE PNEUMATIC JOISTIC.

## (07) – OPERATOR PLATFORM AND 0,45 m<sup>3</sup> PAN MIXER (BOTTOM TRANSMISSION)



**MIXER OPERATOR PLATFORM** IS WHERE THE OPERATOR CAN OBSERVE THE MORTAR MIXING OPERATION AND CONTROL BY ELECTRIC PANEL ON IT. MORTAR ELECTRIC PANEL IS DESIGNED ACCORDING TO OPERATION ORDER FOR THE MIXTURE. WITH THIS FEATURE IT IS EASY TO USE EVEN FOR MANUAL CONTROL.

**0,45 m<sup>3</sup> PAN MIXER;** THE MIXER IS PROVIDING HOMOGENEOUS MIXING OF AGGREGATE. MOTOR POWER IS 22 kw. BY THE PALLETS HANDLE - BY BASE WEAR PLATES AND BY ABRASION SHEET METAL HARDOX / ST 52 - A1 QUALITY MATERIAL IS USED. HANDLE SYSTEM IS AS REPLACEABLE DESIGNED. DISCHARGE PROVIDES BY PNEUMATIC VALVE AND JOISTIC.




**(08) – CONVEYOR BELT ( 10 mt x 0.50 mt x 8 mm) (FIXED)**



EQUIPMENT IS POSITIONED ON THE OUTPUT OF THE MIXER. TRANSFERS THE PREPARED MORTAR TO THE MORTAR HOPPER. THE MAIN CHASSIS IS MANUFACTURED TO THE NORMS OF ISO 9001 QUALITY USING 40 x 80 x 3mm PROFILE AND 3mm. SHEET METAL. THERE IS A SHEET METAL THAT PREVENTS ESCAPING BACK OF THE MATERIALS OF THE BAND. THE BAND RUBBERS ARE MANUFACTURED WITH 4 LAYERS FROM 8 mm. CORD MATERIAL. ROLLS ARE 3' (ø 60mm). ROLLS POSITIONS ARE PLACED 1 BY EACH 90 cm. DRIVEN BY MOTOR AND REDUCER GROUP. MOTOR POWER IS 2,2 kw.


**(09) – MINI CONVEYOR BELT BETWEEN MACHINE HOPPERS (LEFT-RIGHT MOVABLE)**



EQUIPMENT TRANSFERS THE THICK MORTAR COMING FROM THE MIXER TO THE THICK MORTAR HOPPER, THIN MORTAR TO THE THIN MORTAR HOPPER. DESIGNED TO MOVE LEFT-RIGHT. MOTOR POWER IS 2,2 KW. MOVES WITH BUTTON ON THE ELECTRIC PANEL IN FRONT OF THE MIXER OPERATOR.



**(10) – PRS 802 SEMI-AUTOMATIC DOUBLE MORTAR HOPPER MACHINE**



VIBRATION SYSTEM/ STRIKE FORCE ADJUSTABLE/VIBRATION FORCE : 42.500 KG

MAIN CHASSIS / CAN BE OPENED FROM TWO SIDES

SEMI-AUTOMATIC AUTOMATION SYSTEM / SCHNEIDER – SIEMENS

EASY HEIGHT ADJUSTMENT VIA JACK –GRILL SHAKE SYSTEM

NUMBER OF MORTAR HOPPER : 2 PIECE // MORTAR SILO CAPACITY : 0,70 m<sup>3</sup> // PRODUCTION TYPE : SINGLE ROW PRESS

MACHINE TOTAL WEIGHT : 9.500 KG // TOTAL MOTOR POWER : 35 KW


MAIN CHASSIS : 150 x 200 x 6 mm.CLOSED PROFILE // WIDTH :200 cm.// LENGTH:850 cm.// HEIGHT :250 cm

COLUMN SHAFTS : 80 mm.DIAMETER 4 PIECES CHROME SHAFT BEARINGS

HYDRAULIC PISTONS: BRONZ BEARING AND SPECIAL CUSHIONING SYSTEM IS USED







MORTAR CAR BOTTOM PLATE SHEETS: ST 52 A1

MORTAR UNITS:ST 52 A-1 QUALITY// MORTAR UNIT STABILIZER ROLLER BEARINGS: SKF OR FAG

ALL THE WHEELS ON THE MACHINE: HIGH CARBON CONTENT CK-45 OR 4140

SURFACE HARDENING VIA INDUCTION





**LOWER VIBRATOR QUANTITY :** 4 x 5,5 kw. SPECIAL MOTOR.// **UPPER VIBRATOR QUANTITY:** 2 x 0,75 kw VIBROMOTOR-OPTIONAL // **VIBRATION COOLING CAPACITY :** 22.000 Kcal. // **ALL VIBRATIONS:** IT GIVES A MINIMUM VIBRATION TO THE MACHINE BODY USING A SPECIAL DAMPENING SYSTEM.



**HYDRAULIC BLOCK UNITS:** PRODUCED WITH ACCURACY ON THE FULL AUTOMATIC CNC LATHES USING SFERO MATERIALS. FOR THE CLEANING OF THE UNIT AND SURFACE COATING ARE DIFFERENT TYPES CHEMICAL MATERIALS USED.

**HYDRAULIC COOLING UNIT :** FAN SYSTEM/OPTIONAL

**HYDRAULIC PUMP:** POURING TYPE HEMA

**HYDRAULIC WORKING PRESSURE:** 150 BAR

**HYDRAULIC UNIT ENGINE POWER :** 11 Kw

**HYDRAULIC OIL TANK CAPACITY:** 350 LT

**HYDRAULIC UNIT MOTORS :** USED VOLT-GAMAK BRAND WITH THE ACCORDANCE OF ISO QUALITY STANDARDS.

**PRESSING SPEED:** 28 Sec. // **PALLET DIMENSION:** 95cm x 95cm x 4cm

**PRODUCTION CAPABILITY :** INTERLOCKING CONCRETE PAVER (**ONE PRESS**) : 20 Pcs.// (**8 HOURS**) 550 m<sup>2</sup>

**PRODUCTION CAPABILITY :** 15 x 40 x 20cm BRICKS (**ONE PRESS**) : 12 Pcs. // (**8 HOURS**) 12.000 Pcs.

**PRODUCTION CAPABILITY :** 20 x 40 x 20cm BRICKS (**ONE PRESS**) : 8 Pcs. // (**8 HOURS**) 8.000 Pcs.

**PRODUCTION CAPABILITY:** 25 x 40 x 20cm BRICKS (**ONE PRESS**) : 6 Pcs. // (**8 HOURS**) 6.000 Pcs.

FACTORY : TRABZON – ERZURUM DEVLET KARAYOLU ÜZERİ 9.Km. AKOLUK BELEDİYE KARŞISI – ÇAĞLAYAN / TRABZON / TURKEY

FACTORY : +90 462 357 30 62 / OFFICE : +90 462 321 07 78 / GSM : +90 549 325 66 70 / WEB : [www.bessconcreteblockmachine.com](http://www.bessconcreteblockmachine.com) / Email : abdou@beyazligroup.com



Please consider the environment before printing this document



## OTHER

ALL MECHANICAL PARTS ARE MODULAR AND STANDARD PRODUCTION. THERE IS SPARE PARTS INVENTORY. PROVIDING YOU GREATLY SAVE YOUR TIME BECAUSE OF THE OPENING CHASSIS BY CHANGING THE MOULD. GIVES YOU THE POSSIBILITY TO PRODUCE ALSO INSULATED BLOCKS USING THE OPTIONALLY EQUIPMENTS.

**PRODUCTION STAFF:** 9 EMPLOYES (1 FOR MACHINE // 1 FOR MIXER // 3 FOR MANUAL PALLET CARRIER // 1 FOR LOADER // 3 FOR PACKAGING) DURING THE COMMISSIONING STAGE OF THE MACHINE WE PROVIDE TRAINING TO THE STAFF DETERMINED BY YOU, FREE OF CHARGE.


**EXPORT TRANSPORT VOLUME AVERAGE :** EXCEPT THE PALLETS 1 Pcs. 40 OT + 3 Pcs. 40 HQ CONTAINER.





## (11) – PRODUCT OUTPUT CONVEYOR (ROLLER SYSTEM)

POSITIONED TO END OF THE MACHINE. TAKES THE FULL PALLET TO THE MANUAL PALLET CARRIER. PALLETS PUSH EACH OTHER. WITH THIS CONVEYOR OPERATOR SAVE THE TIME. USING IT WITHOUT ENERGY WITH ROLLER SYSTEM ON IT. MANUAL PALLET CARRIER HELPS PALLETS TAKE FROM THE CONVEYOR TO THE DRYING AREA.



## (12)- MANUAL PALLET CARRIER

DESIGNED TO CARRY THE PALLETS

FROM THE MACHINE TO THE DRYING AREA. REDUCE EMPLOYEES LOAD WITH ERGONOMIC DESIGN. PREFERRED BIG MEASURE INCH TIRE TO MOVE FAST. USED TIRE INCLUDING AIR TO MOVE EASILY.



## (13) –OPERATOR PLATFORM – SEMI AUTOMATIC MACHINE ELECTRIC UNIT (PLC) 8 / 20

**MACHINE OPERATOR PLATFORM;** OPERATOR OBSERVE THE MACHINE AND ALL MOVEMENTS ARE PROVIDED VIA HYDRAULIC CONTROL HANDLE AND IS EASY TO USE.



**MACHINE ELECTRIC PANEL;** OPERATING SYSTEM EXIST OF COLLECTED POWER AND CONTROL PANELS GATHERED IN ONE UNIT. DESIGNED TO OPERATION ORDER. THERE ARE STOP BUTTONS TO INTERVENE IN CASE OF EMERGENCY. USED MATERIALS ARE **SCHNEIDER AND SIEMENS** BRAND. INCLUDED PROTECTION INSURANCE FOR ALL MOTORS. USED SCHNEIDER BRAND TIMER FOR TIMING COMMANDS.






## (14) – 8 SERIAL / BOTTOM WEDGE FRAMED WOODEN PALLET

CONCRETE BLOCKS ARE PRESSED ON THIS EQUIPMENT. DIMENSIONS **95cm x 95cm x 4cm**. PRODUCTS STACKS TO SHIPPING PALLET AFTER DRYING BY EMPLOYEE. EMPTY PALLETS GOES TO MACHINE FROM THE PLACE WHERE EMPTY PALLETS STOCKED WITH REAR ENTRY CONVEYOR AND PRESS OPERATION STARTS AGAIN. MANUFACTURED WITH HIGH

QUALITY TREES WHICH IS SMOOTH AND DRY, ATTACHED TO ONE ANOTHER WITH SEA GLUE, BOTTOM AND TOP SURFACES OF THE WOOD IS CLEANED WITH PLANING PROCESS AND HUMADITY IS %20. EDGE SHEET METAL ST 52 / A1, WIDTH IS 4 cm AND THICKNESS IS 4 mm.



## (15) – DIFFERENT TYPES

### CONCRETE PAVING BLOCK MOULDS ( ST 52 )



**PAVING BLOCK MOULD MONOBLOCK** : MANUFACTURED FROM SPECIAL MOULD STEEL. PRESSING LININGS ARE TO BE ACCUSTOMED IN TO THE MOULD SECTION. IS READY TO USE AFTER HARDENING WITH INDUCTION.

**STEEL CONSTRUCTION MOULDS** : AFTER DESIGNING THE MOULDS DIMENSIONS WILL BE BROUGHT TO THE DESIRED VALUE USING WEAR RESISTANT SPECIAL SHEET METAL WITH STEEL CONSTRUCTION SYSTEM. CURBSTONE MOULD BLADES ARE READY TO USE AFTER SAWDUST REMOVAL PROCESSING FROM THE CK 45 SHEET METALS AND HARDENINGS PROCESS VIA INDUCTION.





## SAMPLE CONCRETE HOLLOW BLOCK MODELS





## SAMPLE CONCRETE BLOCK MODELS



FACTORY : TRABZON – ERZURUM DEVLET KARAYOLU ÜZERİ 9.Km. AKOLUK BELEDİYE KARŞISI – ÇAĞLAYAN / TRABZON / TURKEY

FACTORY : +90 462 357 30 62 / OFFICE : +90 462 321 07 78 / GSM : +90 549 325 66 70 / WEB : [www.bessconcreteblockmachine.com](http://www.bessconcreteblockmachine.com) / Email : [abdoul@beyazligroup.com](mailto:abdoul@beyazligroup.com)



Please consider the environment before printing this document



## COMMERCIAL TERMS

**CODE : B-006** THIS CAMPAIGN IS VALID UNTIL 30.06.2019 DELIVERY TIME ; MAXIMUM 90 WORKING DAYS. OPERATOR TRAINING ; TRAINING AND OPERATOR CERTIFICATE WILL BE PROVIDED FREE OF CHARGE.

**INFRASTRUCTURE PROJECT ;** WILL BE PROVIDED THROUGH OUR COMPANY FREE OF CHARGE AFTER DISCOVERING AND SOME NECESSARY STUDIES ARE MADE.

**COMMISSIONING AND TEST PRODUCTION ;** THE EXPENSES FOR VISA (IF NECESARRY ) FOR THE TECHNICAL TEAM - FLIGHT TICKETS - TRANSFER - ACCOMODATION AND HYDRAULIC OIL FOR THE MACHINE WILL BE PAID BY THE PURCHASER.

**SHIPPING ;** CAMPAIGN PRICES ARE FACTORY DELIVERY (EX-WORKS). SHIPPING AND ALL INSURANCE COSTS ARE FOR THE PURCHASER, LOADING COSTS ARE FOR THE SELLER. OUR COMPANY PROVIDES ALL LOGISTICAL SUPPORT FOR THE SHIPMENT OF THE CUSTOMERS. **TAXES ;** BY DOMESTIC SALES 18% , INCENTIVE AND LEASING 1% APPLIED. BY OVERSEA SALES TAXES ARE NOT REQUIRED.

**METHOD OF PAYMENT ;** 30% DOWNPAYMENT BY ORDERING AFTER SIGNING OF THE OFFICIAL CONTRACT, INTERIM PAYMENT OF 30% AND REMAINDER 40% BY DELIVERY VIA BANK TRANSFER. ALL OF OUR PRODUCTS ARE SUITABLE FOR SALE VIA L/C - BANK LOAN AND LEASING.

**OUR AGREEMENTS ;** ARE APPROVED BY CHAMBER OF INDUSTRY AND TRADE FOR DOMESTIC SALES, BY OVERSEAS SALES APPROVED BY THE EXPORTERS UNION. IT HAS THE INTERNATIONAL NORMS AND VALIDITY.

**WARRANTY ;** ALL OF OUR PRODUCTS ARE UNDER WARRANTY AGAINST MANUFACTURING FAILURES FOR A PERIOD OF 2 YEARS. OPTIONALLY WARRANTY PERIOD CAN BE EXTENDED UPTO 2 + 3 = 5 YEARS BY ADDING THE PRICE DIFFERENCE OF 5%

**AFTER SALES AND SPARE PARTS ;**BY POSSIBLE FAILURES THE INTERVENE TIME IS DOMESTIC 48 HOURS - INTERVENE TIME GLOBALLY IS MAXIMUM BETWEEN 72 AND 120 HOURS. THIS TIME SCHEDULE IS NOT RELEVANT FOR COUNTRIES WHICH ARE REQUESTING A INVITATION FOR VISA. OUR WARRANTY COMMITMENTS ARE SIGNED BY THE OFFICIAL FORMAL CONTRACT.

















## PHOTO GALLERY



## CONTACT

|   |   |   |
|---|---|---|
| <b>TURKEY</b>  <p>Contact Person: <b>Gökhan Özdemir</b></p> <p>Cell : +90 (549) 325 66 67</p> <p>Phone : +90 (543) 868 53 04</p> <p>E-mail: gokhan@beyazligroup.com</p>    | <b>RUSSIA</b>  <p>Contact Person: <b>Tolga Kalelioğlu</b></p> <p>Cell : +90 (549) 325 66 62</p> <p>Phone : +90 (462) 321 07 78</p> <p>E-mail: tolga@beyazligroup.com</p>    | <b>FRANCE</b>  <p>Contact Person: <b>Mohamed Thiam</b></p> <p>Cell : +90 (549) 325 66 60</p> <p>Phone : +90 (462) 321 07 78</p> <p>E-mail: mohamed@beyazligroup.com</p>        |
| <b>LIBYA</b>  <p>Contact Person: <b>Mouad Mazour</b></p> <p>Cell : +218 (911) 620 035</p> <p>Phone : +90 (541) 868 54 59</p> <p>E-mail: mouad@beyazligroup.com</p>         | <b>GEORGIA</b>  <p>Contact Person: <b>Lasha Gabaidze</b></p> <p>Cell : +995 (571) 912 626</p> <p>Phone : +90 (549) 325 66 64</p> <p>E-mail: lasha@beyazligroup.com</p>      | <b>SAUDI ARABIA</b>  <p>Contact Person: <b>Abdurrahim Temur</b></p> <p>Cell : +90 (544) 549 41 99</p> <p>Phone : +90 (462) 321 07 78</p> <p>E-mail: temur@beyazligroup.com</p> |
| <b>AZERBAIJAN</b>  <p>Contact Person: <b>Anar Nazarov</b></p> <p>Cell : +994 (702) 002 677</p> <p>Phone : +90 (549) 325 66 61</p> <p>E-mail: gokhan@beyazligroup.com</p> | <b>UKRAINE</b>  <p>Contact Person: <b>Tolga Kalelioğlu</b></p> <p>Cell : +90 (549) 325 66 62</p> <p>Phone : +90 (462) 321 07 78</p> <p>E-mail: tolga@beyazligroup.com</p> | <b>OMAN</b>  <p>Contact Person: <b>Abdurrahim Temur</b></p> <p>Cell : +90 (544) 549 41 99</p> <p>Phone : +90 (462) 321 07 78</p> <p>E-mail: temur@beyazligroup.com</p>       |
| <b>ALGERIA</b>  <p>Contact Person: <b>Mouad Mazour</b></p> <p>Cell : +90 (541) 868 54 59</p> <p>Phone : +90 (462) 321 07 78</p> <p>E-mail: mouad@beyazligroup.com</p>    | <b>AFRICA</b>  <p>Contact Person: <b>Abdoul Wahabou</b></p> <p>Cell : +90 (549) 325 66 70</p> <p>Phone : +90 (462) 321 07 78</p> <p>E-mail: abdoul@beyazligroup.com</p>   | <b>MOROCCO</b>  <p>Contact Person: <b>Soumia Boukebiri</b></p> <p>Cell : +90 (549) 325 66 69</p> <p>Phone : +90 (462) 321 07 78</p> <p>E-mail: soumia@beyazligroup.com</p>   |



[www.beyazligroup.com](http://www.beyazligroup.com) /// [www.bessconcreteblockmachine.com](http://www.bessconcreteblockmachine.com) /// [abdoul@beyazligroup.com](mailto:abdoul@beyazligroup.com)

FACTORY : TRABZON – ERZURUM DEVLET KARAYOLU ÜZERİ 9.Km. AKOLUK BELEDİYE KARŞISI – ÇAĞLAYAN / TRABZON / TURKEY  
 FACTORY : +90 462 357 30 62 / OFFICE : +90 462 321 07 78 / GSM : +90 549 325 66 70 / WEB : [www.bessconcreteblockmachine.com](http://www.bessconcreteblockmachine.com) / Email :abdoul@beyazligroup.com



Please consider the environment before printing this document