

BEYAZLI GRUP LTD. ŞTİ



BEYAZLI GRUP



"We are heading into the future with confidence"



PLANT PRICE

181.535 USD

PRS 1000 MACHINE DAILY CAPACITY (8 HOURS) 10.000 CONCRETE HOLLOW BLOCKS / 700 m² PAVING BLOCKS

FACTORY : TRABZON – ERZURUM DEVLET KARAYOLU ÜZERİ 9.Km. AKOLUK BELEDİYE KARŞISI – ÇAĞLAYAN / TRABZON / TURKEY

FACTORY : +90 462 357 30 62 / OFFICE : +90 462 321 07 78 / GSM : +90 549 325 66 70 / WEB : www.bessconcreteblockmachine.com / Email : abdoul@beyazligroup.com



Please consider the environment before printing this document

PLANT INSTALLATION LAYOUT



PLANT DESCRIPTION

PRS 1000 – MACHINE : MACHINE IS DESIGNED WITH SEMI-AUTOMATIC OPERATING SYSTEM AND MORTAR PLANT IS ON THE GROUND. DESIGNED TO WORK 24 HOURS. WE MANUFACTURE PLANTS WITH DIFFERENT AUTOMATION SYSTEMS AND CAPACITIES. FOR FURTHER INFORMATION PLEASE CONTACT YOUR NEAREST CUSTOMER REPRESENTATIVE.

EQUIPMENT LIST WITH PRICES, PREPARED RELATED TO THE NUMBERED INSTALLATION LAYOUT IS GIVEN BELOW. SAMPLE LAYOUT IS PREPARED AS TURNKEY PROJECT TO COMPLETE PLANT. CONTAINED EQUIPMENTS CAN BE REMOVED, REDUCED OR TO BE INCREASED. ([Please visit our website and ask for offer](#))

FOR A PLANT WITH THESE FEATURES THE RECOMMENDED CURING AND STOCK AREA SHOULD BE MINIMUM **4.000 m²**. THERE IS NO OBLIGATION FOR ROOFING. THE PREPARED CONCRETE FLOOR SHOULD BE MINIMUM **1/3** OF THE TOTAL PLANT AREA.

PRS 1000 MACHINE SHIPPING VOLUME

EXCEPT THE PALLETS 1 PIECES 40’Ft OT / 3 PIECES 40’Ft HQ CONTAINER


FACTORY : TRABZON – ERZURUM DEVLET KARAYOLU ÜZERİ 9.Km. AKOLUK BELEDİYE KARŞISI – ÇAĞLAYAN / TRABZON / TURKEY

FACTORY : +90 462 357 30 62 / OFFICE : +90 462 321 07 78 / GSM : +90 549 325 66 70 / WEB : www.bessconcreteblockmachine.com / Email : abdoul@beyazligroup.com



Please consider the environment before printing this document

PRICE LIST ACCORDING TO THE INSTALLATION LAYOUT



No	DESCRIPTION	QUANTITY	PRICE(USD)	TOTAL(USD)
01	45 m ³ -3 COMPARTMENT AGREGA HOPPER (BOTTOM VIBRATION)	1	15.890	15.890
02	WEIGHING BELT UNDER THE 3 COMPARTMENT HOPPER 9 mt	1	2.900	2.900
03	BELT CONVEYOR (8.5 mt x 0,50 mt x 8 mm) (FIXED)	1	2.575	2.575
04	50 TON CEMENT SILO (BASIC MODEL-FEEDING/DISCHARGE PIPE)	1	9.800	9.800
05	CEMENT FEEDING SCREW 200 DIAMETER 7-9 METER RANGE	1	3.755	3.755
06	100 KG CEMENT SCALE HOPPER (2 BAG)	1	1.150	1.150
✓	MIXER OPERATOR PLATFORM	1	625	625
07	0,70 m ³ PAN MIXER(BOTTOM TRANSMISSION-ABRASION SHEET METAL)	1	24.500	24.500
08	BELT CONVEYOR (10 mt x 0,50 mt x 8 mm) (FIXED)	1	2.950	2.950
09	PRS 1000 CONCRETE BLOCK(PAVER-CURBSTONE) MACHINE SEMI-AUTOMATIC (SINGLE HOPPER)	1	78.400	78.400
✓	10/25 SEMI-AUTOMATIC MACHINE HYDRAULIC UNIT	1	4.495	4.495
10	PRODUCT OUTPUT CONVEYOR (ROLLER SYSTEM)	1	240	240
11	MANUAL PALLET CARRIER	3	115	345
✓	MACHINE OPERATOR PLATFORM	1	625	625
12	10/25 SEMI-AUTOMATIC MACHINE ELECTRIC UNIT (PLC)	1	4.650	4.650
✓	10/25 SEMI-AUTOMATIC MORTAR SYSTEM ELECTRIC UNIT	1	3.050	3.050
13	10 SERIAL/ BOTTOM WEDGE FRAMED WOODEN PALLET	500	39	19.500
14	DIFFERENT MODELS CONCRETE BLOCK MOULDS (ST 52)	1	4.750	4.750
✓	COMPRESSOR 50 lt (FOR SEMI-AUTOMATIC MORTAR UNIT INSTALLATION)	1	915	915
✓	COMPRESSOR 50 lt -PNEUMATIC AIR INSTALLATION	1	420	420
▶			TOTAL (USD) :	181.535



PRODUCT DESCRIPTION ACCORDING TO THE PLANT INSTALLATION LAYOUT

(01) – 45 m³ 3 COMPARTMENT AGREGA HOPPER (BOTTOM VIBRATION)



THIS HOPPER IS THE EQUIPMENT FOR MATERIALS AS SAND, GRAVEL, STONE DUST ETC. NEEDED FOR THE MIXTURE. UNDER EACH HOPPER ARE 1 UNLOADING COVERS. **CHASSIS** IS MANUFACTURED TO THE NORMS OF ISO 9001 QUALITY AND ACCORDING TO ALL DIN NORMS USING 150 x 100 x 6 mm. THICK PROFILE AND METAL SHEET. THICK METAL SHEET IS USED. METAL SHEET, THE FLOWING IS STRENGTHENED WITH THE VIBROMOTOR ON THE HOPPER.

(02) - WEIGHING BELT UNDER THE 3 COMPARTMENT AGREGA HOPPER (9 mt)



THIS CONVEYOR ALLOWS THE WEIGHING OF THE AGGREGATE IN THE HOPPER AND AFTER WEIGHING TRANSFERS THE AGGREGATE TO THE TRANSFER BAND. POSITIONED JUST BELOW THE AGGREGA HOPPER. MAIN CHASSIS IS MANUFACTURED TO THE NORMS OF ISO 9001 QUALITY AND TO THE DIN NORMS, USING 40 x 80 x 3mm PROFILE AND 3mm. SHEET METAL. ROLL STATIONS ARE PLACED EACH 90 cm TO PREVENT THE FLEE BACK. THE RUBBER BAND IS MADE WITH 8 mm CORD MATERIAL. ROLLS ARE 3''(ø 89 mm). DRIVEN BY REDUCER GROUP. MOTOR POWER IS 2,2 kw.



(03) – CONVEYOR BELT (8.5 mt x 0,50 mt x 8 mm) (FIXED)



THIS EQUIPMENT TRANSFERS THE DOSAGED MATERIAL COMING FROM THE AGREGA TRANSFER BAND UNDER THE HOPPER TO THE MIXER.POSITIONED TO END OF THE AGREGA TRANSFER BAND UNDER THE HOPPER.MAIN CHASSIS IS MANUFACTURED TO THE NORMS OF ISO 9001 QUALITY USING 40 x 80 x 3mm PROFILE AND 3mm. SHEET METAL. THERE IS A SCALE THAT PREVENTS ESCAPING BACK OF THE MATERIALS ON THE BAND. THE BAND RUBBER IS MANUFACTURED WITH 4 LAYERS FROM 8 mm. ROLLS ARE 3'(ø 60mm). ROLLS STATIONS ARE PLACED EACH 90 cm. DRIVEN BY MOTOR AND REDUCER GROUP.MOTOR POWER IS 2,2 kw.

(04) - CEMENT SILO 50 TON (BASIC MODEL/DISCHARGE PIPE)

CEMENT STORAGE EQUIPMENT. THE CAPACITY IS 50 TON. BESIDES ARE WALKING STAIRS FOR EMERGENCIES. TO DISCHARGE THE SILO INTO THE CEMENT FEEDING SCREW THERE IS A WAM BRAND VALVE. MANUFACTURED AS STEEL CONSTRUCTION USING 5 mm. SHEET METAL.

FOR EASY SHIPMENT; OPTIONALLY THE SILO CAN BE MANUFACTURED AS
DEMOUNTED (BOLTED)

(05) - Ø200 7-9 METER RANGE CEMENT SCREW (WAM)



TAKES THE NEEDED CEMENT FOR MORTAR FROM THE SILO TO FEED THE WEIGHING CONVEYOR. 8'(ø219 mm) MOTOR POWER IS 9,2 Kw. WAM BRAND .SILO CONNECTION POINT IS MOVABLE. POSSIBLE TO TURN ALL ANGLES.



(06) - 100 KG CEMENT SCALE HOPPER (2 BAG)



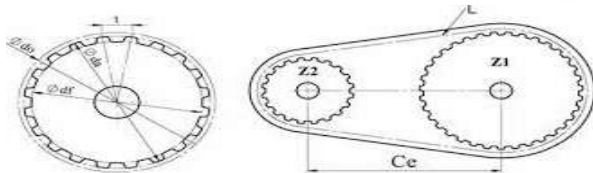
EQUIPMENT TRANSFERS THE REQUIRED CEMENT COMING FROM THE SILO WITH THE CEMENT SCREW TO THE MIXTURE IN THE MIXER. EQUIPMENT HAS 100 KG MEASURING CAPACITY. DISCHARGE PROVIDES BY PNEUMATIC VALVE. POSITIONED ON THE MIXER. LEVEL CONTROL MADE BY OPERATOR. START-STOP OPERATION MADE BY BUTTONS ON THE PANEL. TRANSFERS THE CEMENT TO THE MIXER WITH HELP OF PNEUMATIC VALVE. OPERATOR, PROVIDES DISCHARGE WITH THE PNEUMATIC JOISTIC.

(07) – OPERATOR PLATFORM AND 0,70 m³ PAN MIXER (BOTTOM TRANSMISSION)



MIXER OPERATOR PLATFORM IS WHERE THE OPERATOR CAN OBSERVE THE MORTAR MIXING OPERATION AND CONTROL BY ELECTRIC PANEL ON IT. MORTAR ELECTRIC PANEL IS DESIGNED ACCORDING TO OPERATION ORDER FOR THE MIXTURE. WITH THIS FEATURE IT IS EASY TO USE EVEN FOR MANUAL CONTROL.

0,70 m³ PAN MIXER; THE MIXER IS PROVIDING HOMOGENEOUS MIXING OF AGGREGATE. MOTOR POWER IS 22 kw. BY THE PALLETS HANDLE - BY BASE WEAR PLATES AND BY ABRASION SHEET METAL HARDOX / ST 52 - A1 QUALITY MATERIAL IS USED. HANDLE SYSTEM IS AS REPLACEABLE DESIGNED. DISCHARGE PROVIDES BY PNEUMATIC VALVE AND JOISTIC.




(08) – CONVEYOR BELT (10 mt x 0.50 mt x 8 mm) (FIXED)



EQUIPMENT IS POSITIONED ON THE OUTPUT OF THE MIXER. TRANSFERS THE PREPARED MORTAR TO THE MORTAR HOPPER. THE MAIN CHASSIS IS MANUFACTURED TO THE NORMS OF ISO 9001 QUALITY USING 40 x 80 x 3mm PROFILE AND 3mm. SHEET METAL. THERE IS A SHEET METAL THAT PREVENTS ESCAPING BACK OF THE MATERIALS OF THE BAND. THE BAND RUBBERS ARE MANUFACTURED WITH 4 LAYERS FROM 8 mm. CORD MATERIAL. ROLLS ARE 3' (ø 60mm). ROLLS POSITIONS ARE PLACED 1 BY EACH 90 cm. DRIVEN BY MOTOR AND REDUCER GROUP. MOTOR POWER IS 2,2 kw.



(09) – PRS 1000 SEMI-AUTOMATIC SINGLE MORTAR HOPPER MACHINE



VIBRATION SYSTEM/ STRIKE FORCE ADJUSTABLE/VIBRATION FORCE : 42.500 KG

MAIN CHASSIS / CAN BE OPENED FROM ONE SIDE

SEMI-AUTOMATIC AUTOMATION SYSTEM / SCHNEIDER – SIEMENS

EASY HEIGHT ADJUSTMENT VIA JACK –GRILL SHAKE SYSTEM

NUMBER OF MORTAR HOPPER : 1 PIECE // MORTAR SILO CAPACITY : 1 m³ // PRODUCTION TYPE : SINGLE ROW PRESS

MACHINE TOTAL WEIGHT : 9.500 KG // TOTAL MOTOR POWER : 35 KW

MAIN CHASSIS : 150 x 200 x 6 mm.CLOSED PROFILE // WIDTH :220 cm.// LENGTH:700 cm.// HEIGHT :250 cm

COLUMN SHAFTS : 80 mm.DIAMETER 4 PIECES CHROME SHAFT BEARINGS

HYDRAULIC PISTONS: BRONZ BEARING AND SPECIAL CUSHIONING SYSTEM IS USED






MORTAR CAR BOTTOM PLATE SHEETS: ST 52 A1

MORTAR UNITS:ST 52 A-1 QUALITY// MORTAR UNIT STABILIZER ROLLER BEARINGS: SKF OR FAG

ALL THE WHEELS ON THE MACHINE: HIGH CARBON CONTENT CK-45 OR 4140

SURFACE HARDENING VIA INDUCTION



FACTORY : TRABZON – ERZURUM DEVLET KARAYOLU ÜZERİ 9.Km. AKOLUK BELEDİYE KARŞISI – ÇAĞLAYAN / TRABZON / TURKEY

FACTORY : +90 462 357 30 62 / OFFICE : +90 462 321 07 78 / GSM : +90 549 325 66 70 / WEB : www.bessconcreteblockmachine.com / Email : abdoul@beyazligroup.com



Please consider the environment before printing this document



LOWER VIBRATOR QUANTITY : 4 x 5,5 kw. SPECIAL MOTOR.// **UPPER VIBRATOR QUANTITY:** 2 x 0,75 kw VIBROMOTOR-OPTIONAL // **VIBRATION COOLING CAPACITY :** 22.000 Kcal. // **ALL VIBRATIONS:** IT GIVES A MINIMUM VIBRATION TO THE MACHINE BODY USING A SPECIAL DAMPENING SYSTEM.



HYDRAULIC BLOCK UNITS: PRODUCED WITH ACCURACY ON THE FULL AUTOMATIC CNC LATHES USING SFERO MATERIALS. FOR THE CLEANING OF THE UNIT AND SURFACE COATING ARE DIFFERENT TYPES CHEMICAL MATERIALS USED.

HYDRAULIC COOLING UNIT : FAN SYSTEM/OPTIONAL

HYDRAULIC PUMP: POURING TYPE HEMA

HYDRAULIC WORKING PRESSURE: 150 BAR

HYDRAULIC UNIT ENGINE POWER : 11 Kw

HYDRAULIC OIL TANK CAPACITY: 350 LT

HYDRAULIC UNIT MOTORS : USED VOLT-GAMAK BRAND WITH THE ACCORDANCE OF ISO QUALITY STANDARDS.

PRESSING SPEED: 28 Sec. // **PALLET DIMENSION:** 95cm x 110cm x 4cm

PRODUCTION CAPABILITY : INTERLOCKING CONCRETE PAVER (**ONE PRESS**) : 25 Pcs.// (**8 HOURS**) 700 m²

PRODUCTION CAPABILITY : 15 x 40 x 20cm BRICKS (**ONE PRESS**) : 12 Pcs. // (**8 HOURS**) 12.000 Pcs.

PRODUCTION CAPABILITY : 20 x 40 x 20cm BRICKS (**ONE PRESS**) : 10 Pcs. // (**8 HOURS**) 10.000 Pcs.

PRODUCTION CAPABILITY: 25 x 40 x 20cm BRICKS (**ONE PRESS**) : 8 Pcs. // (**8 HOURS**) 8.000 Pcs.

FACTORY : TRABZON – ERZURUM DEVLET KARAYOLU ÜZERİ 9.Km. AKOLUK BELEDİYE KARŞISI – ÇAĞLAYAN / TRABZON / TURKEY

FACTORY : +90 462 357 30 62 / OFFICE : +90 462 321 07 78 / GSM : +90 549 325 66 70 / WEB : www.bessconcreteblockmachine.com / Email : abdoul@beyazligroup.com



Please consider the environment before printing this document



OTHER

ALL MECHANICAL PARTS ARE MODULAR AND STANDARD PRODUCTION. THERE IS SPARE PARTS INVENTORY. PROVIDING YOU GREATLY SAVE YOUR TIME BECAUSE OF THE OPENING CHASSIS BY CHANGING THE MOULD. GIVES YOU THE POSSIBILITY TO PRODUCE ALSO INSULATED BLOCKS USING THE OPTIONALLY EQUIPMENTS.


PRODUCTION STAFF: 10 EMPLOYES (1 FOR MACHINE // 1 FOR MIXER // 3 FOR PRODUCT CARRYING CAR // 1 FOR LOADER // 4 FOR PACKAGING) DURING THE COMMISSIONING STAGE OF THE MACHINE WE PROVIDE TRAINING TO THE STAFF DETERMINED BY YOU, FREE OF CHARGE.

EXPORT TRANSPORT VOLUME AVERAGE : EXCEPT THE PALLETS 1 Pcs. 40 OT + 3 Pcs. 40 HQ CONTAINER.



(10) – PRODUCT OUTPUT CONVEYOR (ROLLER SYSTEM)

POSITIONED TO END OF THE MACHINE. TAKES THE FULL PALLET TO THE MANUAL PALLET CARRIER. PALLETS PUSH EACH OTHER. WITH THIS CONVEYOR OPERATOR SAVE THE TIME. USING IT WITHOUT ENERGY WITH ROLLER SYSTEM ON IT. MANUAL PALLET CARRIER HELPS PALLETS TAKE FROM THE CONVEYOR TO THE DRYING AREA.



(11)- MANUAL PALLET CARRIER

DESIGNED TO CARRY THE PALLETS FROM THE

MACHINE TO THE DRYING AREA. REDUCE EMPLOYEES LOAD WITH ERGONOMIC DESIGN. PREFERRED BIG MEASURE INCH TIRE TO MOVE FAST. USED TIRE INCLUDING AIR TO MOVE EASILY.



(12) –OPERATOR PLATFORM – SEMI AUTOMATIC MACHINE ELECTRIC UNIT (PLC) 10 / 25

MACHINE OPERATOR PLATFORM; OPERATOR OBSERVE THE MACHINE AND ALL MOVEMENTS ARE PROVIDED VIA HYDRAULIC CONTROL HANDLE AND IS EASY TO USE.



MACHINE ELECTRIC PANEL; OPERATING SYSTEM EXIST OF COLLECTED POWER AND CONTROL PANELS GATHERED IN ONE UNIT. DESIGNED TO OPERATION ORDER. THERE ARE STOP BUTTONS TO INTERVENE IN CASE OF EMERGENCY. USED MATERIALS ARE **SCHNEIDER AND SIEMENS** BRAND. INCLUDED PROTECTION INSURANCE FOR ALL MOTORS. USED SCHNEIDER BRAND TIMER FOR TIMING COMMANDS.



(13) – 10 SERIAL / BOTTOM WEDGE FRAMED WOODEN PALLET

CONCRETE BLOCKS ARE PRESSED ON THIS EQUIPMENT. DIMENSIONS **95cm x 110cm x 4cm**. PRODUCTS STACKS TO SHIPPING PALLET AFTER DRYING BY EMPLOYEE. EMPTY PALLETS GOES TO MACHINE FROM THE PLACE WHERE EMPTY PALLETS STOCKED WITH REAR ENTRY CONVEYOR AND PRESS OPERATION STARTS AGAIN. MANUFACTURED WITH HIGH QUALITY TREES WHICH IS SMOOTH AND DRY, ATTACHED TO ONE ANOTHER WITH SEA GLUE, BOTTOM AND TOP SURFACES OF THE WOOD IS CLEANED WITH PLANING PROCESS AND HUMADITY IS %20. EDGE SHEET METAL ST 52 / A1, WIDTH IS 4 cm AND THICKNESS IS 4 mm.



(14) – DIFFERENT TYPES CONCRETE BRICK MOULDS (ST 52)



PAVING BLOCK MOULD MONOBLOCK : MANUFACTURED FROM SPECIAL MOULD STEEL. PRESSING LININGS ARE TO BE ACCUSTOMED IN TO THE MOULD SECTION. IS READY TO USE AFTER HARDENING WITH INDUCTION.

STEEL CONSTRUCTION MOULDS : AFTER DESIGNING THE MOULDS DIMENSIONS WILL BE BROUGHT TO THE DESIRED VALUE USING WEAR RESISTANT SPECIAL SHEET METAL WITH STEEL CONSTRUCTION SYSTEM.

CURBSTONE MOULD BLADES ARE READY TO USE AFTER SAWDUST REMOVAL PROCESSING FROM THE CK 45 SHEET METALS AND HARDENINGS PROCESS VIA INDUCTION.

FACTORY : TRABZON – ERZURUM DEVLET KARAYOLU ÜZERİ 9.Km. AKOLUK BELEDİYE KARŞISI – ÇAĞLAYAN / TRABZON / TURKEY

FACTORY : +90 462 357 30 62 / OFFICE : +90 462 321 07 78 / GSM : +90 549 325 66 70 / WEB : www.bessconcreteblockmachine.com / Email : abdoul@beyazligroup.com



Please consider the environment before printing this document

SAMPLE CONCRETE HOLLOW BLOCK MODELS





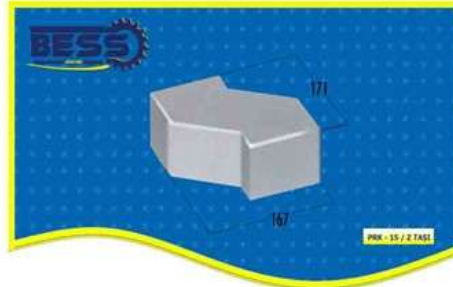
FACTORY : TRABZON – ERZURUM DEVLET KARAYOLU ÜZERİ 9.Km. AKOLUK BELEDİYE KARŞISI – ÇAĞLAYAN / TRABZON / TURKEY

FACTORY : +90 462 357 30 62 / OFFICE : +90 462 321 07 78 / GSM : +90 549 325 66 70 / WEB : www.bessconcreteblockmachine.com / Email : abdoul@beyazligroup.com



Please consider the environment before printing this document

SAMPLE CONCRETE BLOCK MODELS



FACTORY : TRABZON – ERZURUM DEVLET KARAYOLU ÜZERİ 9.Km. AKOLUK BELEDİYE KARŞISI – ÇAĞLAYAN / TRABZON / TURKEY

FACTORY : +90 462 357 30 62 / OFFICE : +90 462 321 07 78 / GSM : +90 549 325 66 70 / WEB : www.bessconcreteblockmachine.com / Email : abdoul@beyazligroup.com



Please consider the environment before printing this document

COMMERCIAL TERMS

CODE : B-007 THIS CAMPAIGN IS VALID UNTIL 30.06.2019 DELIVERY TIME ; MAXIMUM 90 WORKING DAYS. OPERATOR TRAINING ; TRAINING AND OPERATOR SERTIFICATE WILL BE PROVIDED FREE OF CHARGE.

INFRASTRUCTURE PROJECT ; WILL BE PROVIDED THROUGH OUR COMPANY FREE OF CHARGE AFTER DISCOVERING AND SOME NECESSARY STUDIES ARE MADE.

COMMISSIONING AND TEST PRODUCTION ; THE EXPENSES FOR VISA (IF NECESARRY) FOR THE TECHNICAL TEAM - FLIGHT TICKETS - TRANSFER - ACCOMODATION AND HYDRAULIC OIL FOR THE MACHINE WILL BE PAID BY THE PURCHASER.

SHIPPING ; CAMPAIGN PRICES ARE FACTORY DELIVERY (EX-WORKS). SHIPPING AND ALL INSURANCE COSTS ARE FOR THE PURCHASER, LOADING COSTS ARE FOR THE SELLER. OUR COMPANY PROVIDES ALL LOGISTICAL SUPPORT FOR THE SHIPMENT OF THE CUSTOMERS. **TAXES ;** BY DOMESTIC SALES 18% , INCENTIVE AND LEASING 1% APPLIED. BY OVERSEA SALES TAXES ARE NOT REQUIRED.

METHOD OF PAYMENT ; 30% DOWNPAYMENT BY ORDERING AFTER SIGNING OF THE OFFICIAL CONTRACT, INTERIM PAYMENT OF 30% AND REMAINDER 40% BY DELIVERY VIA BANK TRANSFER. ALL OF OUR PRODUCTS ARE SUITABLE FOR SALE VIA L/C - BANK LOAN AND LEASING.

OUR AGREEMENTS ; ARE APPROVED BY CHAMBER OF INDUSTRY AND TRADE FOR DOMESTIC SALES, BY OVERSEAS SALES APPROVED BY THE EXPORTERS UNION. IT HAS THE INTERNATIONAL NORMS AND VALIDITY.

WARRANTY ; ALL OF OUR PRODUCTS ARE UNDER WARRANTY AGAINST MANUFACTURING FAILURES FOR A PERIOD OF 2 YEARS. OPTIONALLY WARRANTY PERIOD CAN BE EXTENDED UPTO 2 + 3 = 5 YEARS BY ADDING THE PRICE DIFFERENCE OF 5%

AFTER SALES AND SPARE PARTS ;BY POSSIBLE FAILURES THE INTERVENE TIME IS DOMESTIC 48 HOURS - INTERVENE TIME GLOBALLY IS MAXIMUM BETWEEN 72 AND 120 HOURS. THIS TIME SCHEDULE IS NOT RELEVANT FOR COUNTRIES WHICH ARE REQUESTING A INVITATION FOR VISA. OUR WARRANTY COMMITMENTS ARE SIGNED BY THE OFFICIAL FORMAL CONTRACT.




PHOTO GALLERY




CONTACT

TURKEY 	
Contact Person:	Gökhan Özdemir
Cell :	+90 (549) 325 66 67
Phone :	+90 (543) 868 53 04
E-mail:	gokhan@beyazligroup.com

RUSSIA 	
Contact Person:	Tolga Kalelioğlu
Cell :	+90 (549) 325 66 62
Phone :	+90 (462) 321 07 78
E-mail:	tolga@beyazligroup.com


FRANCE 	
Contact Person:	Mohamed Thiam
Cell :	+90 (549) 325 66 60
Phone :	+90 (462) 321 07 78
E-mail:	mohamed@beyazligroup.com

LIBYA 	
Contact Person:	Mouad Mazour
Cell :	+218 (911) 620 035
Phone :	+90 (541) 868 54 59
E-mail:	mouad@beyazligroup.com

GEORGIA 	
Contact Person:	Lasha Gabaidze
Cell :	+995 (571) 912 626
Phone :	+90 (549) 325 66 64
E-mail:	lasha@beyazligroup.com


SAUDI ARABIA 	
Contact Person:	Abdurrahim Temur
Cell :	+90 (544) 549 41 99
Phone :	+90 (462) 321 07 78
E-mail:	temur@beyazligroup.com

AZERBAIJAN 	
Contact Person:	Anar Nazarov
Cell :	+994 (702) 002 677
Phone :	+90 (549) 325 66 61
E-mail:	gokhan@beyazligroup.com

UKRAINE 	
Contact Person:	Tolga Kalelioğlu
Cell :	+90 (549) 325 66 62
Phone :	+90 (462) 321 07 78
E-mail:	tolga@beyazligroup.com

OMAN 	
Contact Person:	Abdurrahim Temur
Cell :	+90 (544) 549 41 99
Phone :	+90 (462) 321 07 78
E-mail:	temur@beyazligroup.com

ALGERIA 	
Contact Person:	Mouad Mazour
Cell :	+90 (541) 868 54 59
Phone :	+90 (462) 321 07 78
E-mail:	mouad@beyazligroup.com

AFRICA 	
Contact Person:	Abdoul Wahabou
Cell :	+90 (549) 325 66 70
Phone :	+90 (462) 321 07 78
E-mail:	abdoul@beyazligroup.com

MOROCCO 	
Contact Person:	Soumia Boukebiri
Cell :	+90 (549) 325 66 69
Phone :	+90 (462) 321 07 78
E-mail:	soumia@beyazligroup.com



www.beyazligroup.com /// www.bessconcreteblockmachine.com /// abdoul@beyazligroup.com

FACTORY : TRABZON – ERZURUM DEVLET KARAYOLU ÜZERİ 9.Km. AKOLUK BELEDİYE KARŞISI – ÇAĞLAYAN / TRABZON / TURKEY
FACTORY : +90 462 357 30 62 / OFFICE : +90 462 321 07 78 / GSM : +90 549 325 66 70 / WEB : www.bessconcreteblockmachine.com / Email : abdoul@beyazligroup.com



Please consider the environment before printing this document